








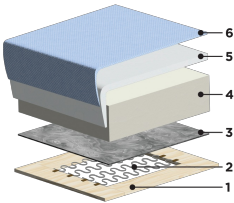


Sloped Recliner

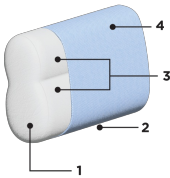
Named for its slight outward turned arm, this chair design is great for a transitional decor style. Paired with a beautifully stitched three section back support, it has the perfect support from lumbar, to shoulders, all the way to the 4-way adjustable head rest. Simply the perfect seat in the house.

Shown as: SLOP-AR-OLIV/173

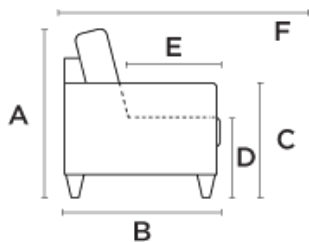
Type	Product Options				Dimensions
Recliner					W: 32" D: 36.5" H: 41"
	Loule 630	Oliver 173	Oliver 515		
Battery Power Recliner					W: 32" D: 36.5" H: 41"
	Fun 496	Loule 630	Oliver 173	Oliver 515	
Accessory					
+ Decoration cushion					



1. Birch Plywood/ Nordic Spruce
2. No-Sag seat suspension
3. Felt layer for foam protection
4. 2.2lb cold cured medium HR foam
5. Polyester fiber padding
6. Upholstery



1. Tight back cushions
2. Zippered closure
3. Chamber-filled fiber by weight
4. Upholstery



General Dimensions

A 41" B 36.5" C 24.5"
D 19" E 19"

Depth open from wall: 63"

Made to Order Modules

Reference the below modules to select and configure a custom order. Remember to build from left to right. Always select two arms, the rest is up to you.

Total Open Height: 47.25"



**SLOP-AR
Recliner**
W 32.0



**SLOP-AR-PWR
Battery Power Recliner**
W 32.0