



Martta

This narrow space sleeper offers ample storage and sleeping area. Martta is paired with the Flip Function, and is fully upholstered so it can remain open and in style as a triple chaise.



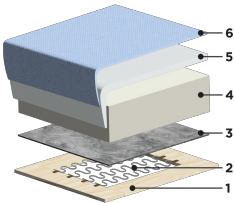
Flip Function

This space-saving single motion mechanism lifts open to create a Full XL bed and can double as a triple chaise with simple operation.

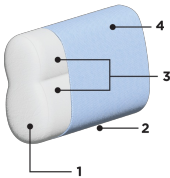
Shown as: MART-BFP+FOU-ATLA/07-127/9-WA

Type	Product Options	Dimensions	Bed Size	Leg Options
Sectional Sleeper	 Atlantic 07	W: 87" D: 39.25" H: 36.25"	Full 55 x 80"	 127/9 WA

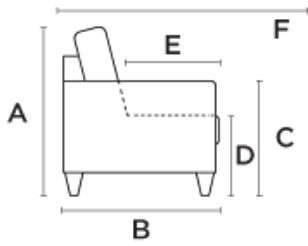
Accessory	Addons
+ Perfect-fit mattress protector + Perfect-fit sheet set + Decoration cushion	+ Track recliner + Functional Coffee Table



1. Birch Plywood/ Nordic Spruce
2. No-Sag seat suspension
3. Felt layer for foam protection
4. 2.2lb cold cured medium HR foam
5. Polyester fiber padding
6. Upholstery



1. Loose back cushions
2. Zippered closure
3. Chamber-filled fiber by weight
4. Upholstery



General Dimensions

A 36.25" B 39.25" C 24.75"
D 18" E 22.75" F 67"

Mattress Thickness: 5"
Depth open from wall: 67"

Made to Order Modules

Reference the below modules to select and configure a custom order. Remember to build from left to right. Always select two arms, the rest is up to you.

Leg Requirements: 234/9, 127/9



F

MART-BFP-FOU
Sectional Sleeper

W 87.0
Full 55 x 80