



Shown as: AURA-CNT-ATLA/07-127/9-WA

Aura

This is a design that caters to all people, with its accommodating welted arms, it is a beauty to look at and wonderful to feel, sitting or sleeping.



Nest Function

This dual motion sleeper function features a two section bed, allowing you to sit, sleep, or both at once.

Type	Product Options	Dimensions	Bed Size	Leg Options
------	-----------------	------------	----------	-------------

Loveseat
Sleeper




Atlantic 07

W: 70.5"
D: 39.25"
H: 33.75"

Queen
60 x 80"


127/9
WA

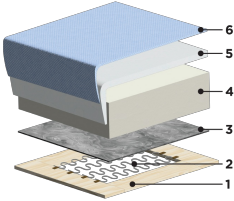

234/9
CR

Accessory

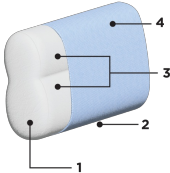
- + Perfect-fit Mattress Protector
- + Perfect-Fit Sheet Set
- + Decoration Cushion

Addons

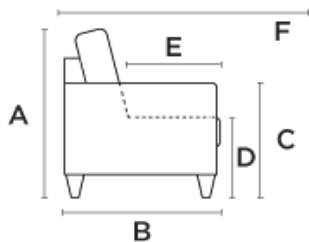
- + Welted Recliner



1. Birch Plywood/ Nordic Spruce
2. No-Sag seat suspension
3. Felt layer for foam protection
4. 2.2lb cold cured medium HR foam
5. Polyester fiber padding
6. Upholstery



1. Loose back cushions
2. Zippered closure
3. Chamber-filled fiber by weight
4. Upholstery



General Dimensions

A 33.75" B 39.25" C 26.5"

D 18" E 22"

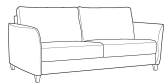
Mattress Thickness: 5"

Depth open from wall: 84.75"

Made to Order Modules

Reference the below modules to select and configure a custom order. Remember to build from left to right. Always select two arms, the rest is up to you.

Leg Requirements: 234/9, 127/9



K

AURA-DNT
Sofa Sleeper

W 86.25
King 76 x 80



Q

AURA-CNT
Max Loveseat Sleeper

W 70.5
Queen 60 x 80



Fx

AURA-BNT
Loveseat Sleeper

W 65.25
Full XL 55 x 80



C

AURA-ANT
Chair Sleeper

W 40.25
Cot 30 x 80